

# TRAIL TRIALS

SEC. 1.0	State Committee and Responsibilities .....	2
SEC. 2.0	General Rules.....	2
SEC. 3.0	Program Registration.....	4
SEC. 4.0	Categories and Divisions .....	4
SEC. 5.0	Equipment and Attire .....	5
SEC. 6.0	Sanctioning.....	5
SEC. 7.0	Senior Judge Responsibilities.....	6
SEC. 8.0	Region Responsibilities .....	6
SEC. 9.0	State Championship Event (SCE).....	7
SEC. 10.0	Protests .....	9
SEC. 11.0	Points.....	9
SEC. 12.0	Obstacle Skills .....	9
SEC. 13.0	Obstacle Judging – Score Sheet Standards .....	13
SEC. 14.0	Scoring .....	14
APPENDIX A	.....	16
APPENDIX B	.....	17
APPENDIX C	.....	18
APPENDIX D	.....	19

Trail Trials is an obstacle course competition that tests the trail skills of horse and rider. Courses are several miles in length and reflect the diversity of California trials whether they are located on a ranch, public park, wilderness, beach, desert or urban setting. Obstacles are natural to their region and are ones typically encountered while on a trail ride. Trail obstacles are not composed of artificial arena-style tests. A judge at each obstacle evaluates the way both horse and rider negotiate these obstacles by keeping common sense and safety in mind. Trail trials is not a race and can be ridden at your own pace, with any breed of horse or any style of riding.

## **SEC. 1.0 State Committee and Responsibilities**

- 1.1 The State Committee will administer this program. If necessary, in addition to the members prescribed in the bylaws, additional committee members may be appointed by the chairman to carry out specific duties, however, they will not have voting privileges, nor are they counted in obtaining a quorum.
  - 1.1.1 The State chairman shall appoint an event chairman for purposes of managing the SCE.
- 1.2 It is the State chairman's responsibility to ascertain that Regions requesting sanctioning are provided with necessary information such as sanctioning forms, program guidelines, result forms, etc.
- 1.3 The State chairman, will keep accurate record of all Trail Trials throughout *CSHA*. This task may be delegated to the State committee chairman in charge of memberships.

## **SEC. 2.0 General Rules**

- 2.1 Whenever the term horse is used, it also applies to ponies and mules.
- 2.2 Whenever the male gender is used, it also applies to the female gender.
- 2.3 All Trail Trials are to be performed on a clearly marked trail.
  - 2.3.1 At each obstacle event management shall, wherever possible and feasible, provide for a suitable and safe means of bypassing the obstacle while providing a smooth transition to the next obstacle.
  - 2.3.2 All obstacles must be those that might naturally occur on a trail ride. Obstacles should reflect the riding conditions typical of the local environment with the goal being to maintain the character of an authentic trail ride.
  - 2.3.3 Indiscriminate overuse of inappropriately placed man-made materials designed only to increase the challenge (spook or startle) will not be allowed.

- 2.4** Horses may be of any breed or age. It is strongly recommended that horses be at least three [3] years of age. It is the rider's responsibility to ascertain if his horse is capable of competing.
- 2.5** No special consideration will be given to unsound or handicapped horses.
- 2.6** Ownership of a horse is not required.
- 2.7** Any type of cruelty to animals such as excessive use of spurs, crops, etc. will be penalized.
- 2.8** All horses are subject to the State of California Department of Agriculture's drug testing and drug use laws. If an event manager is notified by the California Department of Agriculture that a horse tested positive, the event manager must notify both the Region and State chairmen.
- 2.8.1** The combination will lose all points and/or awards earned at the event.
- 2.8.2** If the offense is repeated, the rider, owner and/or trainer will be barred from further participation in any *CSHA* Trail Trials events.
- 2.9** Events are open to non-*CSHA* members.
- 2.10** Each rider is responsible for his own safety and the safety of his mount. Earned points and resulting awards are to be considered secondary to safety.
- 2.11** Each participant must maintain control of their mount throughout the ride.
- 2.12** Riding double, ponying an animal with or without a rider, or a loose foal on the side is not allowed.
- 2.12.1** Ponying a horse as part of an obstacle shall not be allowed.
- 2.12.2** A Sanctioned Back Country Horsemen Trail Trial with a specified "Packing Class" shall be the exception to rule 2.12.1 as a one year pilot program in 2009.
- 2.13** Any person under eighteen [18] years must have written consent of a parent or guardian in order to participate in Trail Trials.
- 2.14** The participant is judged only while negotiating obstacles.
- 2.14.1** With the direction of the Senior judge, it shall be indicated exactly when the participant is to begin being judged.
- 2.15** All sanctioned Trail Trials shall be conducted according to the State rules and guidelines.
- 2.16** Trail Trials is a mounted event. A horse at any event may only be ridden by one rider in the event. Should a horse qualify for the SCE under multiple riders, only one rider will be allowed to enter the SCE.
- 2.17** Trail Trials is an event negotiated on a single course for all competitors.

## **SEC. 3.0 Program Registration**

- 3.1** CSHA membership is required and must be kept current.
- 3.2** Each horse and rider combination competing at a sanctioned Trail Trials will be charged a \$3.00 State Trail Trials Rider fee.
- 3.3** In order to participate in a Region high point program, a rider shall submit a Region program registration form and fees to the Region chairman.
- 3.4** All fees are due and payable prior to any ride at which the program member desires to receive credit towards SCE eligibility.
- 3.5** There is no limit as to the number of animals an individual may qualify on; however, only one horse and rider combination may qualify per ride.
  - 3.5.1** A participant must specify which combination will be used at the SCE.
- 3.6** If the Region in which an individual lives does not have a Region Trail Trials high point program, the individual may contact another Region's chairman and request a crossover into that Region. The chairman will contact both Region Presidents to obtain approval for the crossover.

## **SEC. 4.0 Categories and Divisions**

- 4.1** There will be three categories, Novice, Intermediate, and Advanced.
  - 4.1.1** Definition of Categories:
    - 4.1.1.1** Novice: Team can accomplish all skills listed in Rider Guidelines except Tailing. Skills are elementary and performed on mostly undemanding terrain, in a calm environment. Dragging and pulling shall be performed in a straight line, on even footing, for short distances.
    - 4.1.1.2** Intermediate: Team is ready to begin taking on more challenging obstacles and can accomplish all skills listed in Obstacle Skills. The intermediate competitor will ride approximately half of the obstacles following the Novice directions with remainder to follow the Advanced directions. The ride manager and Senior Judge will determine which obstacles are chosen to be ridden as Novice and/or Advanced and will inform the rider appropriately.
    - 4.1.1.3** Advanced: Team can accomplish all skills listed in Obstacle Skills and can accomplish combined skills in succession, and/or can accomplish skills on demanding terrain, and/or in a challenging environment.

**4.1.2** Ride managers shall endeavor to design the majority of obstacles with both Novice and Advanced directions and they shall design obstacles that are category appropriate.

**4.2** At the SCE each category will have the following divisions.

17 and under  
18-49  
50 and over

**4.2.1** A rider's age, for the purpose of determining category, shall be the rider's age as of September 16 of the prior year.

**4.3** At the SCE combining of divisions or categories shall not be allowed.

## **SEC. 5.0 Equipment and Attire**

**5.1** Equipment

**5.1.1** Any type saddle and any type bridle or bosal with mecate, side-pull, hackamore, "natural" hackamore with properly tied mecate as shown in Appendix B, are mandatory. No bareback pads are allowed. It is the rider's responsibility to determine the appropriateness of his tack and to ensure that such tack is fitted and used properly.

**5.1.2** A halter with lead rope or halter bridle and hoof pick must be carried on the ride.

**5.1.3** A knife capable of cutting a lead rope or tack, must be carried by all adult riders. Junior riders 17 and under shall not be asked to carry or use a knife.

**5.2** Clothing

**5.2.1** Any type clothing suitable for riding is acceptable. Appropriate riding footwear is required. Helmets are recommended

## **SEC. 6.0 Sanctioning**

**6.1** All sanctioned *CSHA* Trail Trials must have a Senior Judge who must be a *CSHA* licensed Trail Trials Judge.

**6.2** The approximate mileage and/or duration of each sanctioned event must be published.

**6.3** All sanctioned events will endeavor to be listed for two (2) consecutive months on the TrailTrials.com web site, and in the Host Region newsletter, if published.

**6.4** The sanctioning fee will be \$25.00 for each event.

- 6.5 Event sanctioning will not be granted for Trail Trials scheduled to be held during a Quarterly meeting weekend, or the weekend of the Annual Convention.

## **SEC. 7.0 Senior Judge Responsibilities**

- 7.1 He will interpret State and Region rules and will have the responsibility of making the final ruling.
- 7.2 He shall ride, on horseback, the course and obstacles the day of the event prior to the first competing rider. Should a Senior Judge's horse become ill, lame or die prior to fulfilling their responsibilities in rule 7.2, it shall be the Senior Judge's responsibility to secure a substitute horse.
- 7.2.1 Approval of the course design is contingent upon the obstacles being category appropriate.
- 7.2.2 The Senior Judge shall approve the less challenging advanced obstacles for the Intermediate category.
- 7.3 He shall be available for instructing judges on their respective obstacles.
- 7.4 He shall be responsible for signing the Official Ride Results Form, which will be submitted to the State Trail Trials Sanctioning Chair.
- 7.5 He shall have the authority to disqualify any participant from an obstacle, or if appropriate, from the entire ride for unsportsmanlike conduct, or conduct that may reasonably result in physical harm to any person, animal or property.
- 7.6 The Senior Judge shall evaluate the course and obstacles as to the following:
- 7.6.1 The evaluation of the course shall endeavor to allow adequate space for multiple horses waiting to negotiate the obstacle.
- 7.6.2 The evaluation of the obstacles will include appraising the terrain, especially as it pertains to the skills of the Novice participant.
- 7.6.3 Placement of the Obstacles Judge's belongings so that they do not become part of the obstacle or impact the way of going of the participant, unless so intended.

## **SEC. 8.0 Region Responsibilities**

- 8.1 To request sanctioning of an event, the Region chairman must submit the appropriate sanction forms and fees to the State sanctioning person.
- 8.2 In Regions without a Trail Trials Chairman, the sponsoring person or club must submit appropriate sanction forms and fees to the State Trail Trials sanctioning person and provide a copy to the Region President.



- 9.3** Appropriate awards shall be given to qualified riders placing second through sixth.
- 9.4** Eligibility
- 9.4.1** The rider must be a CSHA member (see CSHA Bylaws for a definition of member).
- 9.4.2** The rider must be registered in a Region Trail Trial Program.
- 9.4.2.1** A Region Registered Combination is defined as a combination that has filled out a Region's Trail Trial Program registration form and paid any and all registration fees set by the Region. The Region registration form must inform the rider of the CSHA membership requirement.
- 9.4.2.2** If a rider's region does not have a Trail Trial Program, the rider shall contact the State Trail Trial Chairman for information regarding registration in another region's program. The State Chairman must contact the President of each involved region to obtain approval of the request.
- 9.4.2.3** A rider can only register and qualify in one "Region Trail Trial program. A club member may register in the Trail Trial program sponsored by the region in which his club is based regardless of where the member actually lives. For SCE purposes only, the rider will be considered a member of the region in whose program the rider was registered.
- 9.4.3** The rider must complete three (3) CSHA sanctioned Trail Trials with the same horse in the same category and age division within the ride year to be eligible to compete in the Year End State Championship Event.
- 9.5** The ride year is defined as the third weekend in September through the second weekend in September.
- 9.6** There is no limit as to the number of times a horse and rider combination may become a CSHA State Trail Trials champion, subject to the following limitations.
- 9.6.1** Novices/Intermediates, defined for SCE, must not have ridden the same horse and placed higher than sixth place at the SCE for more than two (2) years in the Novice/Intermediate divisions.
- 9.7** The SCE chairman shall publish the tie breaker protocol prior to the start of the SCE.
- 9.8** The State Chairman will remain in a neutral position in order to mediate any potential protest(s) that might arise from the SCE.

## **SEC. 10.0 Protests**

- 10.1** All protests relating to a *CSHA* licensed Trail Trials Judge will be addressed to and handled by the Judges Commission as set forth in the Judges Commission chapter.
- 10.2** All other protests must be filed in writing to the entity holding the Trail Trials within forty-eight [48] hours after the conclusion of the event.
  - 10.2.1** A fee of \$50.00 must accompany the protest.
  - 10.2.2** The organization holding the Trail Trials will immediately notify the Region Trail Trials chairman of the protest.
- 10.3** The Region Trail Trials chairman may form a committee to hear the protest or refer the protest to the State Trail Trials committee.
  - 10.3.1** The Region chairman must inform the State chairman of the protest.
  - 10.3.2** If the Region has no Trail Trials committee, the Region President will refer the protest to the *CSHA* State Trail Trials committee. The Region President will attend the hearing.
- 10.4** The committee will meet in person to conduct a hearing on the protest.
- 10.5** If the protest is upheld, the deposit will be returned. If the protest is overruled, the deposit will be forfeited to the State Trail Trials program.
- 10.6** The decision of the protest will be final and may not be appealed.

## **SEC. 11.0 Points**

- 11.1** Double Points
  - 11.1.1** Double Points awarded at a one-day event will qualify as a single ride towards SCE eligibility.
  - 11.1.2** As an incentive to encourage support of the State Trail Trials program, double points may only be awarded at an event where at least fifty percent (50%) (50%) of the net proceeds benefit the State program.
  - 11.1.3** On the Region level, Double Points will not be allowed except as provided in 11.1.2.

## **SEC. 12.0 Obstacle Skills**

This section provides riders with some general guidelines for executing obstacles.

- 12.1** Leading: Horse to follow willingly, not crowding or lagging. Excess rope shall be held in the non-leading hand.
- 12.1.1** The horse must be lead with a halter and lead rope, not the reins, with the following exceptions:
- 12.1.1.1** Horses wearing a halter-bridle do not have to be lead with a separate halter. The rein must be unclipped from the bit rings and correctly fastened to the leading-ring of the halter bridle.
- 12.1.1.2** If a horse is wearing a bosal [Spanish hackamore] and a mecate, or snaffle bridle and a mecate, the rider may tie the mecate into a leading-hitch (see Appendix A). Riders will not be penalized for using the mecate, so hitched, in lieu of a halter and lead rope.
- 12.1.1.3** Horses wearing a Western bridle with a bosal and mecate [under bridle] may be lead by the mecate
- 12.1.2** Reins should be secured to the horn of Western saddles, or knotted and/or appropriately secured, if no saddle horn is available.
- 12.1.3** Stirrups without fenders on saddles such as English, Endurance, Australian, etc., shall be secured by running the stirrups up the leathers, or secured by crossing over the saddle
- 12.1.4.** A rider ground handling his horse through challenging terrain, over logs, through tight spaces shall secure a safe position prior to asking his horse to negotiate the obstacle.
- 12.2** Mounting: The rider must check cinch. The stirrup does not have to be laid over the saddle seat. Horse will stand quietly and not move off when mounted. Style of mounting is not considered, only a smooth mount that does not unbalance the horse. A rider must have the reins in hand while mounting.
- 12.3** Dismounting: Horse will stand quietly and not move off. Style of the dismount not considered, only a smooth mount that does not unbalance the horse. A rider must have the reins in hand while dismounting.
- 12.4** Hoof check: Horse will stand quietly. The criterion for this obstacle is a safe leg pick up, not the method of cueing the horse to pick up the leg. If the rider is holding the horse rather than tying him, letting go of the lead rope will be penalized.
- 12.5** Water crossing: The horse should walk quietly through the water. Horses will not be penalized for stopping to drink. Horses will not be penalized for acknowledging the obstacle before entering it.
- 12.6** Uphill: Before beginning ascent check cinch and breast collar, if used. A rider is to be positioned appropriately, maintaining the center of balance. No penalty for holding the mane or neck to secure the forward position. Horse to negotiate a slope in a safe manner. At riders' discretion, horse may stop to blow, as needed. If the rider is asked to stop on an uphill and there is sufficient room, the rider shall rest their horse so that all

four hooves are on ground that is as level as possible. The location of the stop shall be clearly marked and given in the directions for the uphill. At no time should a rider position his mount, haunches toward a drop off. For purposes of cinch check requirement, the Senior Judge determines an uphill obstacle. Ride management will use the word "uphill" in the directions each rider receives from the obstacle judge.

- 12.7** Downhill: Before beginning descent check cinch and crupper if used. The rider to be positioned appropriately maintaining the center of balance. Riders may use a hand on the saddle to support themselves, but must not do so in such a way as to unbalance the horse. Horse to negotiate the slope in a safe manner. At rider's discretion, horse may stop to blow, as needed. If the rider is asked to stop on a downhill and there is sufficient room, the rider shall rest their horse so that all four hooves are on ground that is as level as possible. The location of the stop shall be clearly marked and given in the directions for the downhill. At no time should a rider position his mount, haunches toward a drop off. For purposes of cinch check requirement, the Senior Judge determines a downhill obstacle. Ride management will use the word "downhill" in the directions each rider receives from the obstacle judge.
- 12.8** Stepmover: This is a forward motion obstacle. Horse to look at an obstacle and proceed over carefully, avoiding striking the obstacle. Size of an animal relative to an obstacle to be considered. Small horses and ponies not to be penalized for hopping very tall stepovers, if they otherwise negotiate the obstacle calmly and with deliberation. For consecutive, in stride stepovers, ride management will endeavor to select obstacles that are no higher than approximately 12 inches.
- 12.9** Bridge: The horse should walk across quietly. No penalty for acknowledging the obstacle before starting to cross. Horse should step on and off the bridge quietly.
- 12.10** Gate: Competitors may be required to negotiate a gate either mounted or dismounted. The horse and rider combination will move through the obstacle quietly, deliberately and under the rider's direction.
- 12.11** Drag or Pull: Check cinch required before taking the rope or drag obstacle in hand. The rider may hold rope or dally. No tying hard and fast. The rider should demonstrate awareness by looking at both the drag obstacle and the direction they are going. The drag is a forward motion obstacle; the pull is a backward motion obstacle. The horse or rider should never become entangled in the rope. The horse is to stand quietly during preparation then pull or drag an obstacle quietly and in control. Wrapping the rope around the rider's working hand is to be severely penalized. Excess rope should be held in the rein hand, never in the working hand.
- 12.12** Standing tied: Some obstacles may require riders to tie their horse. Horses will be tied with the halter and lead rope or correctly configured halter-bridle, or other approved means, using a knot that is safe and appropriate for the situation and horse. The knot must be secure and the horse must be tied in a location that is safe for the horse, the rider, and any bystanders, other tied horses and their handlers. Horses will stand quietly while tied.
- 12.13** Stationary Obstacles: These are such things as slickers, balloons, maps, trash, etc. A rider is to maintain control of the horse as he acknowledges the obstacles.

- 12.14** Moving Obstacles: These are such things as backpackers, bicycles, baby strollers, vehicles and carts. A rider is to maintain control of the horse as he acknowledges the obstacles. Safety of all parties, including those persons providing the obstacle, is the primary concern.
- 12.15** Jumping: Jumping on, into, off of, through, or over any obstacle, unless required to do so, is a major fault.
- 12.16** Whoa: At a walk, an animal should stop on command with little aid from the rider. Effort will increase slightly for the jog, and again for the lope. The horse should stand quietly after the stop.
- 12.17** Tailing: Tailing is no longer allowed.
- 12.18** Skills: The following abilities will help riders negotiate obstacles successfully. This list is meant only to provide a reference for riders. Riders and horses may be asked to perform the following skills in the negotiation of trail obstacles:
- 12.18.1** Whoa - responds to halt cues without argument.
  - 12.18.2** Be able to ask horse to stand quietly.
  - 12.18.3** Execute all gaits calmly and as directed. All gaits natural to a breed are acceptable.
  - 12.18.4** Be able to move the horse laterally [side to side].
  - 12.18.5** Make turns on the forehand and/or hindquarters.
  - 12.18.6** Be able to back the horse in a straight line and/or around corners. When backing, the rider should demonstrate awareness by looking in the direction they are traveling. Riders should not be instructed to back either their horse's front or back feet over a raised object.
  - 12.18.7** Emergency Dismount: Be able to dismount quickly and safely without the use of stirrups while maintaining control.

## **SEC. 13.0 Obstacle Judging – Score Sheet Standards**

- 13.1** Cinch Check: Is a pass or fail of 0 or 2 points. Rider may test the cinch for excess slack by tugging on it. This may be done either from the ground or in the saddle. If done from the ground, rider will be judged on dismount and mount. Cinch checks are required before mounting, going up or down hills, or pulling and/or dragging which are all considered stresses on the saddle. Only one cinch check per obstacle shall be required.
- 13.2 Awareness:** This is a very broad and important category.
- 13.2.1 Rider awareness:** The rider should be paying attention to the directions with the horse positioned at a safe distance from the judge. The rider should evaluate the obstacle for potential cautions before proceeding, and during the obstacle. If the rider is asked to answer a question (i.e., where are we on this map?), perform a specific skill (i.e., tie a specific knot, using only specified knots found in the State Trail Trials Rulebook. Use only specified knots included in Appendix C & D.), or lead their horse, and the rider does not perform the skill correctly, the judge may use this category to assess points.
- 13.2.2 Horse awareness:** It is a fault if the horse is too aware by spooking, shying, or spinning or if the horse is unaware and is just "going through the motions". If a horse clips or stumbles because of lack of awareness, score here (see "Balance").
- 13.3** Horse's Response to Cues: When the rider applies aids or cues to the horse, the horse is to react appropriately. The rider should not have to resort to very strong aids to obtain a response from the horse, nor should cues create a reaction whereby the horse overreacts (i.e., side passing or backing too far). The horse should approach an obstacle as cued (i.e., straight on, side pass) and not avoid direct approach. The horse should stand quietly while mounted (slight shifting of weight is okay). If the horse is tied, the horse should stand quietly and not pull back.
- 13.4** Rider's Control: The rider must maintain control of the horse at all times. This will be maintained by having the rider control either with the reins or lead rope at all times. Rider's control of the horse is whether mounted or un-mounted. Rider should also control the horse by knowing HOW to ask their horse to execute the obstacle as well as keep the horse under control if the horse shies or spooks. If un-mounted, the rider is to lead as set forth in rule 11.1. The horse should be lead quietly either behind or slightly to the side of the rider. While leading the horse the rider should not let the horse crowd or lean on rider.
- 13.5** Balance: This applies to both rider and horse. The rider should be well balanced in the saddle. For uphill, the rider should lean slightly forward with legs balanced under rider and not hitting horse's flanks, and deep in the saddle but not hitting the back of cantele. For downhill, the rider should lean slightly back. The rider is not to lean excessively forward, back or sideways. The horse is to be balanced while negotiating obstacles. For downhill obstacle hindquarters should be under the horse and the horse should not

lean on forehand. While negotiating step overs, the horse is to be balanced and pick up feet and avoid clipping and stumbling. Slight brush okay.

- 13.6** On Course: The rider is to follow directions as given and stay on course. Excessive response, avoidance or rider's misunderstanding of the direction will be penalized. The participant must remain within the boundaries of the obstacle as marked. Avoiding or going outside marked boundaries constitutes being off course.
- 13.7** Bypass or Disqualify: It is the participant's responsibility to bypass any obstacle they deem as beyond their team's skill level. Safety and common sense should always be kept in the participant's mind. The team has three opportunities to attempt an obstacle; demerits to be assessed for each attempt. After the horse refuses three times the rider is disqualified for this obstacle and receives full penalty points except a cinch check.
- 13.8** Coaching: It is the participant's responsibility to negotiate the obstacle on their own so a true test of their skills can be assessed. Once a participant has presented himself or herself to the obstacle judge there shall be no further contact by another person.
- 13.8.1** Coaching is defined as any verbal, gesture or implied assistance to a rider on course and executing the obstacle.
- 13.8.2** Participants being coached shall be marked with the full penalty points 24 or 26, if coaching occurs, regardless of when the coaching occurs during the obstacle negotiation.

## **SEC. 14.0 Scoring**

- 14.1** Participants will be scored on negotiating the obstacles by utilizing an official score card as provided by the State Trail Trials Committee. The individual areas of evaluation are outlined in Section 13.0 Obstacle Judging.
- 14.2** Scoring values will be assessed per each section of judging per obstacle as follows:
- 0 = Perfect, no discernible mistakes
  - 1 = Above average, very minor mistakes
  - 2 = Adequate job, obvious mistakes
  - 3 = Made effort, skills need development
- 14.2.1** The exception to this rule is "cinch check":
- 0 = Rider checked cinch
  - 2 = Rider did not check cinch
- 14.3** Bypass: Bypass points will be assessed a value of 24 to 26 points (depending on cinch check requirement for the obstacle). Riders shall retain cinch check credit.

- 14.4** Disqualify: Disqualification points will be assessed a value of 24 or 26 points (depending on cinch check requirement for the obstacle). Any obstacle judge may disqualify a participant from their obstacle for safety reasons. The obstacles must be executed as stated in the judge's directions.
- 14.5** Refusal: Refusal points will be assessed a value of 24 to 26 points (depending on cinch check requirement for the obstacle). Riders shall retain cinch check credit.
- 14.5.1** If a horse refuses at an obstacle, the participant will be allowed a total of three attempts to complete. Each attempt the rider will acquire PENALTY POINTS. 1<sup>ST</sup> attempt 4 points, 2<sup>nd</sup> attempt 8 points, 3<sup>rd</sup> attempt 12 points. If the horse refuses a third time, the participant is dismissed from the obstacle. Total points shall not exceed more than 24/26 points.
- 14.5.2** The definition of a refusal is a horse that moves their feet away (any direction) from the obstacle. Looking and snorting are not considered refusals.
- 14.6** No Score: Should a rider miss an obstacle because of getting lost; injury to horse or rider, or quitting the trail trial, a score of NS will be entered in the obstacle score on the Official Score Sheet and the total score for the rider shall indicate NS. Credit for the ride will not be given when the ride is not completed.

## APPENDIX A

### HITCHING A HACKAMORE LEADING RIG

A Spanish hackamore offers its user the convenience of providing a leading rig. If the mecate (rope rein) is correctly hitched around the horse's neck to prevent the hanger from being pulled over the horse's ears when force is applied to the reins.

There are several different, safe methods of hitching up the reins to make the leading rig. they all have the following points in common:

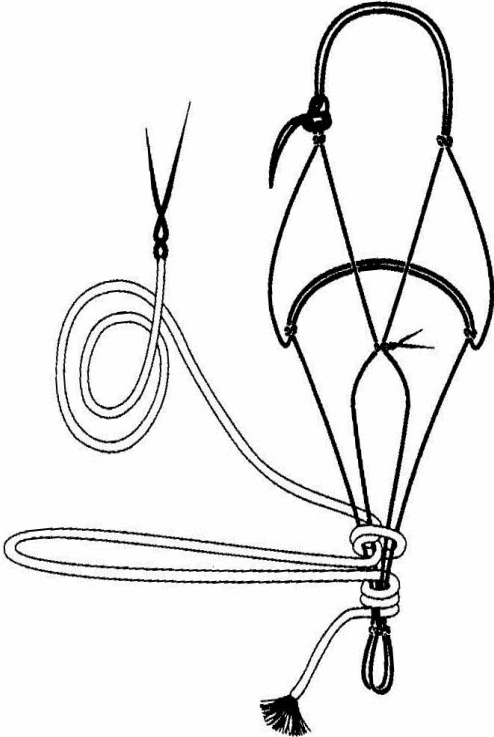
1. The reins are looped around the horse's neck to form a neck rope.
2. The reins are hitched over themselves to secure the neck rope in place.
3. The running end of the mecate lead rope is passed through a bite of the reins to secure the neck rope and take up any force if the horse pulls back while being led.



Example of correctly hitched mecate.

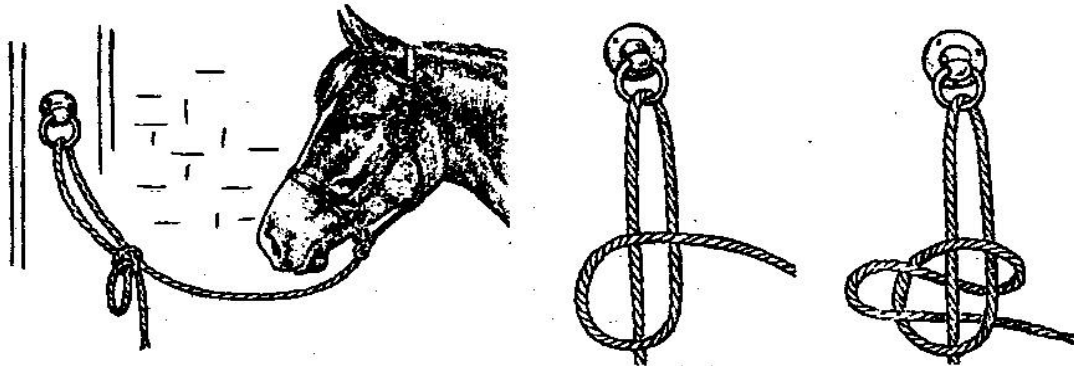
**APPENDIX B**

A natural hackamore with properly tied mecate.



## APPENDIX C

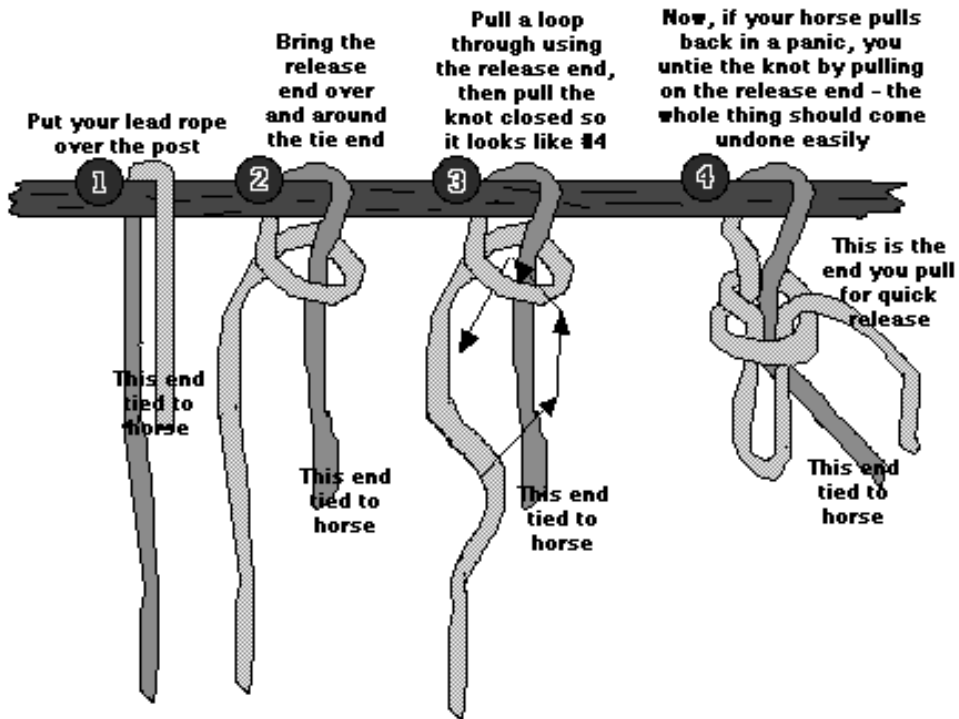
### Quick Release Knot



A quick release knot.

### Tying the Quick Release Knot

Practice tying this knot without your horse until you can do it correctly and release it just by pulling on the free end. This is the **ONLY** knot you should use to tie horses.



## APPENDIX D

### Bowline Knot

Imagine the working end of the rope as a rabbit, and the standing end of the rope as the tree.

First a loop is made near the end of the rope. This will be referred to as the rabbit's hole.

The "rabbit" comes up out of the hole, goes round behind the tree (right to the left), and then goes back down the hole.

